



History // Geography // Science

LAND OF THE FANNS

Spotter Challenge

Educational Resource // Activity

From, Land of the Fanns Online Resource

Key Stage

The activity can be adapted for different age groups.

Older children could be asked to mark the features they find on a map, whilst talking about grid references and latitude and longitude coordinates.

How long will this take?

This activity is not designed to be done in a single session, but to be set as a challenge across a term, a summer holiday, or indeterminate period.

Equipment & Materials

Each child needs to have a copy of the spotter sheet overleaf.

Colouring pencils, pens, or a digital camera

What do we do?

Use the pages on our [Educational Resource](#) (*where you downloaded this PDF*) to decide which sites you are going to visit in the Land of the Fanns in order to mark off as many as possible of the listed features.

When you have seen each feature, you can add a photo or drawing of it, and note where it is.

Print the following pages, or present it in your own style.

Their challenge is to have a Spotter Adventure, this is the Land of the Fanns....



A Spotter Adventure

This is the Land of the Fanns.

Mark off as many of the listed features as possible.

When you have seen each feature, you can add a photo or a drawing of it, and make sure you note where it is.

Example // I visited a lake.



Name: Lakeside

Location: Parklands Open Space

My favourite thing about it was:

I liked how the trees and sky reflected in the lake.

Get
Creative.

Continue
Below



Full Name: -----

Date adventure began: -----

Date adventure finished: -----

I visited: (A Forest) -----




Name: -----

Location: -----

My favourite thing about it was:

I visited: (A old garden)



Name:

Location:

My favourite thing about it was:

I visited: (A old house)




Name:

Location:

My favourite thing about it was:

I visited: (A river, stream or lake)



Name:

Location:

My favourite thing about it was:

I visited: (A reused quarry)



Name:

Location:

My favourite thing about it was:

I visited: (A special old tree)




Name:

Location:

My favourite thing about it was:

I visited: (An unusual building)



Name:

Location:

My favourite thing about it was:

I visited: (A meadow)



Name:

Location:

My favourite thing about it was:
